

---

## **Scientific Misrepresentations and the Climate-Science Cartel**

**J. Marvin Herndon<sup>1\*</sup>**

<sup>1</sup>*Transdyne Corporation, 11044 Red Rock Drive, San Diego, CA 92131, USA.*

### **Author's contribution**

*The sole author designed, analysed, interpreted and prepared the manuscript.*

### **Article Information**

DOI: 10.9734/JGEESI/2018/45380

#### Editor(s):

- (1) Dr. Kaveh Ostad-Ali-Askari, Department of Civil Engineering, Isfahan (Khorasgan) Branch, Islamic Azad University, Iran.
- (2) Dr. Ahmet Sayar, Associate Professor, Computer Engineering Department, Kocaeli University, Turkey.
- (3) Dr. Masum A. Patwary, Academic Ambassador at Large, Geography and Environmental Science, Begum Rokeya University, Bangladesh.

#### Reviewers:

- (1) Antipas T. S. Massawe, The University of Dar es Salaam of Tanzania, Tanzania.
  - (2) Ionac Nicoleta, University of Bucharest, Romania.
  - (3) Jianhang Chen, School of Resources and Safety Engineering, China University of Mining and Technology, P. R. China.
  - (4) Peter Stallinga, University of Algarve, Portugal.
  - (5) Chin-Hsiang Luo, Health and Environmental Engineering, Hungkuang University, Taiwan (ROC).
- Complete Peer review History: <http://www.sciencedomain.org/review-history/27733>

**Policy Article**

**Received 02 November 2018  
Accepted 05 December 2018  
Published 12 December 2018**

---

### **ABSTRACT**

For thirty years the climate-science cartel has served the United Nations' Intergovernmental Panel on Climate Change (IPCC) by providing flawed scientific justification for its political goal of a world governance system. The climate-science cartel incorrectly claims increasing atmospheric carbon dioxide arises primarily from fossil-fuel burning and causes global warming. Actually, atmospheric carbon dioxide increases are driven from the oceans by increasing temperatures, as evidence indicates. The climate-science cartel subscribes to the proposition that aerosol particulates cool the climate, whereas greenhouse gases warm it. This proposition's reliability is questioned by showing that the rise of the production of particulate-polluting fuels parallels the rise in temperatures during most of the 20<sup>th</sup> century. Carbon dioxide is not the enemy; air pollution, especially particulate pollution is. Global warming caused by particulate pollution can be reduced by minimising or stopping pollution-causing activities, burning cleaner fuels, and trapping pollutants more efficiently. IPCC models fail to include effects of decades of deliberate atmospheric-modification (geoengineering), a critical element of Earth's radiation balance which invalidates all climate models based upon Earth's radiation balance. Air pollution is the leading environmental cause of disease

---

\*Corresponding author: E-mail: [mherndon@san.rr.com](mailto:mherndon@san.rr.com);

and death worldwide, and it is increasing at an alarming rate. Cited studies indicate that the unspoken atmospheric-modification by particulates, evidenced as coal fly ash, increases global warming and poses risk factors for many diseases, including lung cancer, neurodegenerative disease, chronic obstructive pulmonary disease (COPD), as well as forest, bird, bee and insect die-offs, and other dangers to life on Earth. Geoengineering must be quickly and permanently halted.

*Keywords: Climate science models; IPCC; greenhouse gases; climate change; global warming; geoengineering; air pollution.*

## 1. INTRODUCTION

When, for personal or professional reasons, scientists collectively engage in practices contrary to long-held principles of scientific behaviour [1,2], doing so with the expectation of political power, financial or social status, their outlook is not that of an open scientific community, but of a science cartel. A science cartel is an association of producers of scientific knowledge that maintains a 'consensus' about a scientific hypothesis (such as the anthropogenic carbon dioxide global warming hypothesis) by restricting competition. It does this by suppressing or ignoring empirical and theoretical findings that contradict or may cause consumers (e.g., governments) to doubt the 'consensus' product.

Consensus is a measure of popularity, not scientific correctness [2]. Science is a logical process, not a democratic process [3-5].

In 1951, the US government established the National Science Foundation, which wrote the first rules for civilian-science funding, establishing protocols that made possible the politicisation of science. Scientists competing for funds could anonymously review each other's work, and protected by anonymity, could attack competitors' funding requests with impunity [3]. Those with financial support quickly learned never to challenge each other or the government, and to exclude challenges by outsiders [6-8].

Major scientific journals, enriched through government-grant paid fees, increasingly gave their editors power to reject manuscripts without peer-review thus limiting competition for science cartels [9,10].

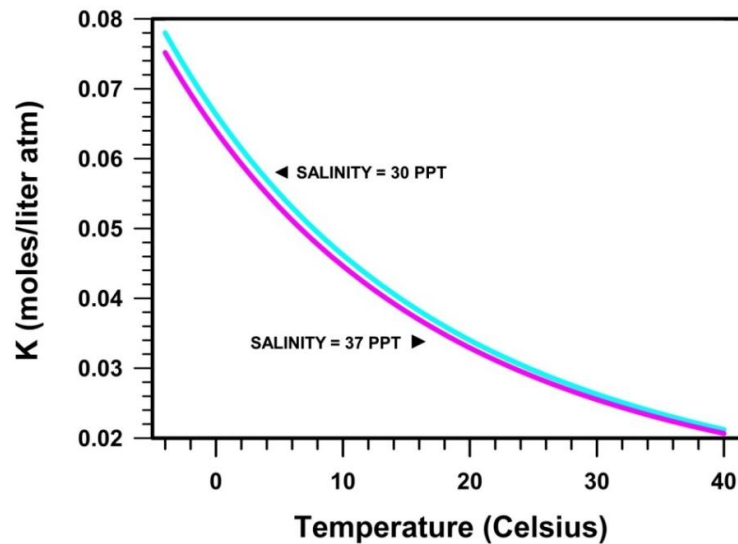
For thirty years, the government-funded climate-science cartel has also been funded by and served the United Nations' Intergovernmental Panel on Climate Change (IPCC). From its

beginning, the IPCC was formed by a political mandate to provide scientific justification for a politically-driven goal. Simply stated, the IPCC promotes the idea that anthropogenic greenhouse gases, notably carbon dioxide (CO<sub>2</sub>), are causing global warming by trapping heat that should otherwise be radiated into space. Moreover, the IPCC repeatedly promotes geoengineering strategies to modify Earth's radiation balance sometime in the future [11]. However, evidence indicates that many of the world's militaries are already participating in an international covert geoengineering operation that is currently placing toxic particulates into the troposphere on a near-daily, near-global basis to manipulate Earth's natural processes [12-16]. This ongoing military program is devastating to virtually all life [12,17-30].

The purpose of this document is to disclose some of the scientifically fallacious ideas and practices promulgated by the climate-science cartel that provides seriously flawed advice to political leaderships.

## 2. ATMOSPHERIC CARBON DIOXIDE

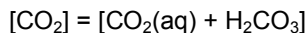
Since its beginnings, the IPCC has promoted the scientifically unproven idea that anthropogenic carbon dioxide is causing global warming [11]. In support, the IPCC and the climate-science cartel have trumpeted measurements that show increasing levels of atmospheric carbon dioxide (CO<sub>2</sub>) as heralding global disaster [31-33], which *presumably* must require a collective "world governance" response [34,35]. The effort is political in the most fundamental sense of the word. The claim that rising levels of atmospheric carbon dioxide cause increasing global temperatures is, however, a misrepresentation [11]. Evidence indicates quite the opposite, namely, that increasing global temperatures result in increasing levels of atmospheric CO<sub>2</sub> [36,37].



**Fig. 1. From [20] shows values of the CO<sub>2</sub> solubility coefficient, K<sub>0</sub>, throughout the entire range of temperatures and salinities relevant to seawater. From this figure one thing is clear: An increase in temperature, over virtually all ocean conditions, leads to a decrease in CO<sub>2</sub> solubility and, concomitantly, to an increase in atmospheric CO<sub>2</sub>**

Carbon dioxide not only exists as a gas in the atmosphere, but CO<sub>2</sub> is dissolved in the ocean as well, although in a complex way [20]. The relative amount of CO<sub>2</sub> in the atmosphere, compared to that in the ocean, depends primarily on temperature.

The oceans are Earth's major reservoir for CO<sub>2</sub> and are estimated to contain, in a complex manner, 51.4 times the amount of atmospheric CO<sub>2</sub> [38]. Carbonate is a weak acid-base system existing in the ocean as dissolved carbon dioxide, carbonic acid, bicarbonate ions and their complexes [39]. In seawater, dissolved carbon dioxide, [CO<sub>2</sub>], neglecting minor forms, is:



In thermodynamic equilibrium, atmospheric (gaseous) carbon dioxide, CO<sub>2</sub>(g), and seawater [CO<sub>2</sub>] are related by Henry's law:

$$\text{CO}_2(\text{g}) = \frac{K_0}{[\text{CO}_2]}$$

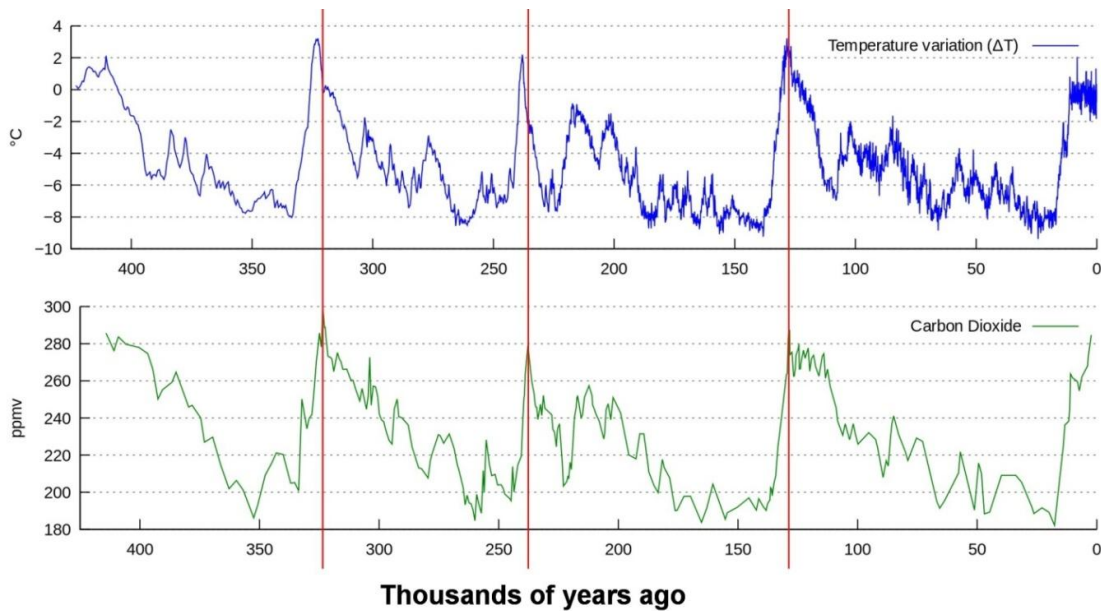
where K<sub>0</sub>, the solubility coefficient, is a function of temperature and salinity.

Fig. 1, from [20] based upon [40,41], shows that, throughout the entire range of ocean temperatures and salinities, an increase in ocean temperature leads to a decrease in CO<sub>2</sub>

solubility. Not only is less CO<sub>2</sub> able to be dissolved in the oceans with increasing temperature, but necessarily some CO<sub>2</sub> is forced out of the oceans by the resulting decreased solubility and driven into the atmosphere.

There seems to be general agreement between the IPCC and other members of the climate-science cartel that the oceans, at least their upper regions, are warming due to global warming [42-44]. If so, concomitantly, the solubility of CO<sub>2</sub> in ocean water is less. Not only is less CO<sub>2</sub> absorbed by the ocean, but additional CO<sub>2</sub> is forced out of the ocean into the atmosphere by reduced CO<sub>2</sub> solubility. This indisputable behavior of CO<sub>2</sub> solubility in ocean water provides a powerful argument against the assertion that global warming is caused by atmospheric CO<sub>2</sub>.

If, hypothetically (and falsely), atmospheric CO<sub>2</sub> causes global warming, ocean heating would result, liberating more CO<sub>2</sub> into the atmosphere, causing further global warming and additional ocean heating, liberating yet more CO<sub>2</sub> into the atmosphere, causing still further ocean heating and CO<sub>2</sub> liberation, and so forth, in an endless chain reaction that would have occurred in the geological past, presumably only once with catastrophic consequences for virtually all life forms, possibly excepting some species of bacteria. Instead, the paleoclimatic record shows



**Fig. 2. Temperature and carbon dioxide data from the Vostok ice-core [50-52]. Note that temperature rises before carbon dioxide, not vice versa. This figure shows compelling evidence that temperature rise results in a subsequent increase in atmospheric carbon dioxide content, in striking contradiction to the IPCC model-driven assumption that CO<sub>2</sub> causes global temperature increases. The rise or fall of CO<sub>2</sub> follows the increase or decline of Earth's variable heat, absorbed from above and produced from below**

a different cycle in which planetary heat rises and falls, followed by the rise and fall of CO<sub>2</sub>. Were CO<sub>2</sub> the driver of global warming and ocean heating, the proliferation of plants and ice-age events would only slow the inevitable runaway global warming and concomitant planetary destruction.

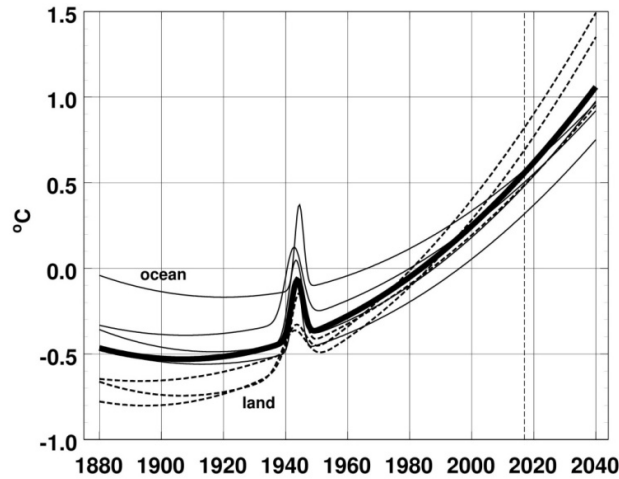
There is additional evidence that global warming is not caused by atmospheric CO<sub>2</sub>. In addition to the oceans being heated by absorbing variable, cycle-driven solar radiation [45,46], there is evidence that heat from submarine volcanism is also variable and is currently increasing [47,48], thus increasing seawater temperatures. Increased ocean temperatures decrease CO<sub>2</sub> solubility and concomitantly force additional CO<sub>2</sub> from the oceans into the atmosphere [20,49]. Submarine volcanism additionally adds erupted CO<sub>2</sub> directly into seawater, which cannot be accommodated by the reduced solubility, and thus vents to the atmosphere.

The most striking evidence that increasing temperature causes increasing atmospheric carbon dioxide, *not vice versa*, is shown in Fig. 2 by the Vostok Antarctic ice-core data from [50-

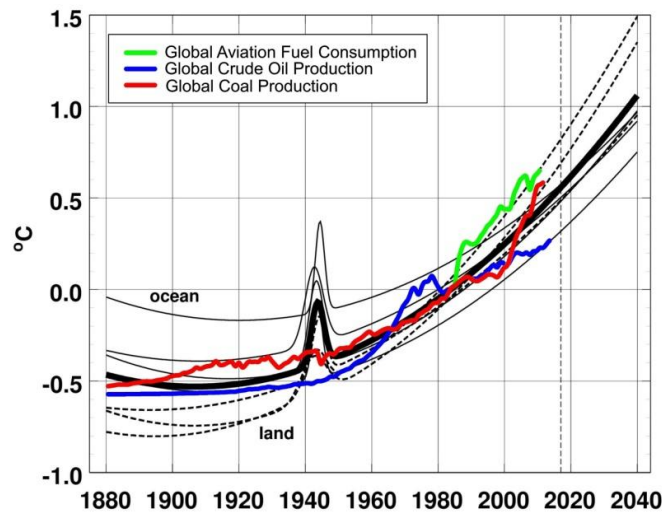
52]. I modified that figure by deleting the irrelevant dust portion and adding three red vertical reference lines to more clearly show that temperature increases precede the increases in CO<sub>2</sub>. This is the behaviour one would expect from CO<sub>2</sub> venting from heated seawater, the lag-time being related to the thermal inertia of the water [53].

### 3. AIR POLLUTION, NOT GREENHOUSE GASES

Presentations of time series of global surface temperature often exhibit a bump coincident with World War II (WW2), as did one such image on the front page of the January 19, 2017 *New York Times*. Intrigued by that *New York Times* graph, Gottschalk [54,55] applied sophisticated curve-fitting techniques and demonstrated that the bump, which shows a global burst in Earth heat during WW2, is a robust feature showing up in eight independent U. S. National Oceanic and Atmospheric Administration (NOAA) databases, four land and four ocean. Fig. 3 is reproduced with permission from Gottschalk [55] who notes that the temperatures shown are temperature anomalies relative to 1970-2001.



**Fig. 3. From [55] showing the commonality of WW2 bumps in different independent NOAA data sets**



**Fig. 4. From [22]. Unaltered copy of Fig. 3 to which has been added three proxy curves. Each proxy represents the relative increase over time of a major industrial activity or process that globally contributes particulate pollution to the atmosphere**

Without contradicting Gottschalk's conclusion, I considered the broader activities of WW2, especially those capable of altering Earth's delicate energy balance by particulate aerosols. I then generalised these to post-WW2 global warming [22]. Absent global particulate-pollution data, in Fig. 4 I used relative-values of pollution-causing proxies to demonstrate the reasonableness of the proposition that increases in aerosolised particulates over time are principally responsible for the concomitant global warming increases [22].

Global warming occurred during World War II, but subsided soon thereafter (Figs. 3 and 4). The great peak in wartime air pollution inevitably occurred from maximised industrial production, from smoke and coal fly ash spewing from the smokestacks of industries, utilities, and locomotive engines, from greatly increased marine and aeronautical transport, and from extensive military activities that polluted the air with aircraft, ship, and vehicle exhaust and with the consequences of vast numbers of munition detonations. The implication is that WW II global

warming was caused by the explosion of pollution particulates in the lower atmosphere which then trapped heat that should have been returned to space, and thus altered Earth's delicate thermal balance [22]. Immediately after the war, industrial production plummeted [56], the war's aerosolised particulates settled to ground, Earth radiated its excess trapped energy, and global warming briefly subsided. Resumed industrial production [56] began again to raise air pollution levels, and concomitantly increased global warming.

The proxies employed for global particulate pollution – increasing global coal and crude oil production, as well as aviation fuel consumption – rise in strikingly parallel fashion to the rise in global temperature as shown in Fig. 4. The rise in temperature over time during WW2 clearly is not due to greenhouse gases because, if it were, the extremely long residence-time of atmospheric CO<sub>2</sub> (decades or longer) would have maintained the great temperature rise immediately after WW2, which did not occur as industrial production plummeted [56] and, concomitantly, global temperature plummeted as particulate pollution quickly (days to weeks) settled to ground.

Carbon dioxide is not the enemy; air pollution, I submit, is, especially, particulate pollution. Global warming caused by particulate pollution can be reduced by minimising or stopping pollution-causing activities, burning cleaner fuels, and trapping pollutants more efficiently.

#### 4. MODEL NONSENSE AND THE LIMITS OF KNOWLEDGE

Life at Earth's surface, with raging solar radiation above and variable deep-Earth energy production below, has existed for more than 3 billion years [57]. Our planet's ability for self-regulation has sustained habitability despite episodes that resulted in mass extinctions [58,59].

In the Gaia hypothesis, Lovelock and Margulis [60,61] appropriately likened our planet to a living organism that is able to self-regulate and exist in a state of quasi-stable equilibrium through numerous, complex interactions ranging from deep in the oceans to the top of the atmosphere and beyond. Members of the climate-cartel seem to be unaware of what is not known in this vast realm of complex interactions, but instead rush in where other scientists fear to tread [62].

Climate-cartel scientists rarely acknowledge how much remains unknown, outside the bounds of their models. Exceptionally, Curry and Webster [63] state: *"In addition to insufficient understanding of the system, uncertainties in model structural form are introduced as a pragmatic compromise between numerical stability and fidelity to the underlying theories, credibility of results, and available computational resources."*

The climate-science cartel, including the IPCC, operates on the basis of a pre-conceived agenda: *Anthropogenic greenhouse gases, especially carbon dioxide, are primarily responsible for global warming.* They attempt to explain global temperatures on the basis of that fundamental assumption, even though it is illogical, unwarranted and unproven.

Consider the following discussion of an IPCC report [63]: *"The cooling and leveling off of average global temperatures during the 1950's and 1960's is attributed primarily to aerosols from fossil fuels and other sources, when the greenhouse warming was overwhelmed by aerosol cooling."* Now, observe that particular time-range in Fig. 4. Fossil fuel consumption with its concomitant aerosol production was significantly less than decades later when global temperatures were higher. That *ad hoc* IPCC assertion (based upon the atmospheric lifetime of CO<sub>2</sub>), as previously described, does not make sense.

In the last four decades, the extremely difficult task of making new discoveries by determining logical and causal relationships, securely anchored to the properties of matter and radiation, has to a large extent been replaced in geophysics by making assumption-based computational models, sometimes called *simulations* [64]. Models are computer programs subject to the well-known dictum *"garbage in, garbage out"* [65,66]. Generally, the end-goal of the model is known beforehand and, typically, the model-maker utilises cherry-picked assumptions, parameters, and feedbacks to attain the desired end-result [67,68]. The seeming agreement of a model with that which is being modeled, however, is no guarantee the process being modeled is correct [69,70].

The climate-science cartel subscribes to the proposition that aerosol particulates cool the climate [63,71,72], although usually black carbon aerosols are considered an exception [73]. For



example, Andreae et al. [71] state: “Atmospheric aerosols counteract the warming effects of anthropogenic greenhouse gases by an uncertain, but potentially large, amount.” Further as noted by Ramanathan et al. [74]: “These human-made aerosols enhance scattering and absorption of solar radiation. They also produce brighter clouds that are less efficient at releasing precipitation. These in turn lead to large reductions in the amount of solar irradiance reaching Earth’s surface, a corresponding increase in solar heating of the atmosphere, changes in the atmospheric temperature structure, suppression of rainfall, and less efficient removal of pollutants.” That statement neglects mention of the role of aerosol particulates and clouds in trapping heat that should otherwise be returned to space about which much is unknown [75].

Climate models reflect disproportionate considerations of the effect of heat retention by aerosols and clouds by making the assumption, buttressed by questionable parameters, that heat trapping occurs primarily by atmospheric greenhouse gases. That disproportion is clear in the statement [71]: “Strong aerosol cooling in the past and present would then imply that future global warming [due to pollution reduction] may proceed at or even above the upper extreme of

the range projected by the Intergovernmental Panel on Climate Change”.

The overall lack of understanding of the complex interactions that are the basis of climate should engender a sense of scientific humility, not a rush to political action.

### 5. MAKING SENSE THROUGH OBSERVATIONS

The diurnal temperature range (DTR), the daily high temperature minus nightly low temperature, is a model-independent measure of climate change. Usually these data are presented as averages over a large geographic area and averaged over suitable increments of time. Fig. 5 from Qu et al. [76] presents yearly mean DTR values as well as the corresponding high temperature (TMAX) and low temperature (TMIN) mean values over the continental USA.

Note in Fig. 5 that the yearly mean DTR decreases, as indicated by the regression line. The reason is that even though the yearly mean TMAX increases, the yearly mean TMIN increases at a faster rate so that the difference (DTR) decreases over time. Considerable efforts have been expended to explain the decrease in DTR over time, which is indicated in many [77-80], but not all presentations [81].

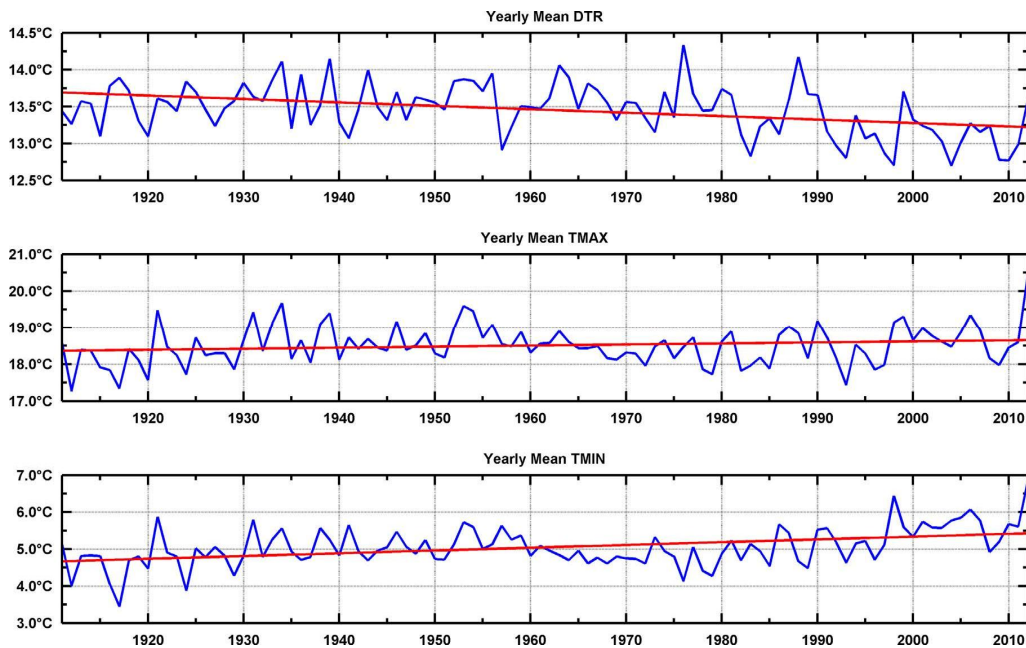


Fig. 5. Yearly mean DTR, TMAX, and TMIN over the continental USA. The red lines are linear regressions. From [76], (<http://creativecommons.org/licenses/by-nc-nd/3.0/>)

The striking feature of Fig. 5 is the relatively greater time rate of increase of TMIN as compared to that of TMAX. From observations and experience living in San Diego, California (USA) for more than 45 years, my interpretation is that the time rate of heat-loss has become progressively less over time, in other words the nights are getting warmer at a faster rate than the days are.

I was raised on the east coast (USA) where there is almost always cloud cover. Summer evenings were warm and balmy. Upon arrival in San Diego, where often there were no clouds in the sky, the temperature would plummet when the sun set. On cloudy days, evenings were less chilly. These

observations suggest that the climate-cartel has not appreciated crucial observations [79,82-84] and has underestimated the role of clouds in retaining heat that should otherwise be radiated into space.

In addition to underestimating heat trapping by clouds, the climate-cartel has also underestimated the role of aerosol particulates in retaining heat that should otherwise be radiated into space. Aerosol heat trapping is clearly evident in the discussion of Fig. 4. The climate-cartel has further failed to consider a major source aerosol particulates deliberately placed into the troposphere.



**Fig. 6. Jet-sprayed particulate trails in otherwise cloudless skies over San Diego, California (USA). Upper: July, 7, 2014, showing Mie scattering by geoenvironmental aerosol-particulates. Lower: November 23, 2014, showing heavy aerial particulate spraying**



Beginning about 2010, presumably through secret international agreements, militaries around the world were co-opted to engage in geoengineering, to jet-spray toxic pollution particles into the air we breathe on a daily basis [12,16]. The particulate emplacement takes place, not high in the stratosphere, but in the convecting troposphere where the particulates mix with the air we breathe. Fig. 6 shows two examples of the aerial particulate spraying in the sky over San Diego when there were no natural clouds. The upper portion of Fig. 6 represents classic Mie scattering of sunlight by particulates [85]; the lower portion of Fig. 6 shows the geoengineering particulates on a day of heavy jet-spraying.

Forensic investigations [17,23-25,86] have shown the chemical identification of the jet-sprayed particulate matter is consistent with coal fly ash. Aerosolised pyrogenetic iron oxides are known absorbers of radiation, some at least 10% as efficient as black carbon [87-90]. This undisclosed activity heats the atmosphere, decreases atmospheric convection, retards heat loss from the surface, contributes to global warming, and causes climate chaos by altering natural weather cycles [12,86].

## 6. CLIMATE SCIENCE CARTELISATION

As Box [91] famously remarked: *“All models are wrong, but some are useful.”* The climate models evaluated by the IPCC, however, fail to rise to the level of useful. Any model that attempts to describe the Earth’s thermal radiation balance must consider all the factors that could affect that balance. Yet none of the published models consider the effects of geoengineering aerosols, which have been dispersed in ever increasing quantities for decades, and have been internationalised in range and intensity at least since about 2010. The failure to acknowledge and consider climate geoengineering in those models and evaluations, I allege, constitutes fraud, as those evaluations and climate predictions are used to solicit public funds for various purposes.

But there is a far more serious concern.

Air pollution is the leading environmental cause of disease and death worldwide, and it is increasing at an alarming rate [92]. Aerosolised coal fly ash used for climate manipulation is an important risk factor for lung cancer [26], neurodegenerative disease [27], and chronic

obstructive pulmonary disease (COPD) [28], and is a previously unrecognised factor in the unprecedented die-off of forests worldwide [25] and in the global catastrophic bee and insect die-off [29], as well as contaminating the biosphere with mercury [24], and destroying atmospheric ozone that protects us from the sun’s deadly ultraviolet radiation [93]. The continued deliberate pollution of our atmosphere with aerosolised coal fly ash may cause untold death and destruction, for example, by altering Monsoon weather patterns [12] and by exacerbating wildfires [86], and will inevitably cripple our ability to produce food crops [18].

Failure to acknowledge and consider climate geoengineering in climate models and IPCC evaluations aids and abets activities that one day might be judged to be crimes against humanity [94]. Other activities, especially those that deceive the public of the health risks of the aerial particulate spraying, might also one day be deemed crimes against humanity, examples of which include: (1) Concerted efforts to intimidate and coerce public health journals to retract peer-reviewed and published articles warning of the health risks of the ongoing tropospheric geoengineering pollution [95]; and, (2) The U. S. National Institutes of Health [96] and the U. S. National Academy of Sciences [21] rejecting, without review and without valid reason, scientific articles warning of the toxic geoengineering contamination of our atmosphere.

The mission of the *Bulletin of the World Health Organization (BWHO)* is *“to publish and disseminate scientifically rigorous public health information of international significance that enables policy-makers, researchers and practitioners to be more effective; it aims to improve health, particularly among disadvantaged populations”*. On September 5, 2017, my colleague, Public Health Officer Mark Whiteside, M.D., M.P.H., and I submitted a “Perspective” entitled “Global Health Risks of Undisclosed Climate Manipulation Using Aerosolised Coal Combustion Fly Ash” to BWHO. It was rejected without review; upon appeal, it was again rejected without review.

In October 2018, Dr. Tedros Adhanom Ghebreyesus, Director-General of the World Health Organization, warned of the dangers of air pollution, saying the simple act of breathing is killing 7 million people a year and harming billions more [97]. Without mentioning the near-global, near-daily geoengineered pollution of our

atmosphere, the article quite precisely asserts: *"No one, rich or poor, can escape air pollution. It is a silent public health emergency. Despite this epidemic of needless, preventable deaths and disability, a smog of complacency pervades the planet. This is a defining moment and we must scale up action to urgently respond to this challenge."*

## 7. CONCLUSIONS

The climate-science cartel, including the IPCC, has deceived the public and world leaders into falsely believing that anthropogenic greenhouse gases, notably carbon dioxide, are causing global warming.

Political leaders, thus deceived, have given overt or tacit approval to an ongoing, undisclosed global-scale geoengineering activity that involves placing toxic particulates, evidenced as coal fly ash, into the convecting troposphere. Instead of compensating for supposed greenhouse gas warming, the jet-emplaced particulates heat the atmosphere, decrease atmospheric convection, retard heat loss from the surface, contribute to global warming, cause climate chaos, harm the ozone layer, poison the environment, and pose serious potential health risks to humans, including respiratory disease, lung cancer, and neurodegenerative disease.

Geoengineering, the deliberate large-scale manipulation of our planet and its processes, including and especially the atmosphere, to serve political, military, and/or commercial agendas, must be quickly and permanently halted to preserve life on Earth.

## COMPETING INTERESTS

The author declares no competing interests exist.

## REFERENCES

1. Corredoira ML, Perelman CC, editors. *Against the tide: A critical review by scientists of how physics & astronomy get done*. Boca Raton, Florida, USA: Universal Publishers; 2008.
2. Herndon JM. Some reflections on science and discovery. *Curr Sci*. 2015;108(11): 1967-8.
3. Herndon JM. *Corruption of science in america*. The Dot Connector; 2011. Available:<http://www.nuclearplanet.com/corruption.pdf> (Accessed November 1, 2018)
4. Corredoira ML. *The twilight of the scientific age*: Universal-Publishers; 2013.
5. Kuhn TS. *The structure of scientific revolutions*. Chicago, IL, USA: University of Chicago Press; 1962.
6. Smith R. Peer review: A flawed process at the heart of science and journals. *Journal of the Royal Society of Medicine*. 2006; 99(4):178-82.
7. Horrobin DF. The philosophical basis of peer review and the suppression of innovation. *JAMA*. 1990;263(10):1438-41.
8. De Vries DR, Marschall EA, Stein RA. Exploring the peer review process: What is it, does it work, and can it be improved? *Fisheries*. 2009;34(6):270-9.
9. Hargens LL. Scholarly consensus and journal rejection rates. *American Sociological Review*. 1988;139-51.
10. Bakanic V, McPhail C, Simon RJ. The manuscript review and decision-making process. *American Sociological Review*. 1987;631-42.
11. <http://www.ipcc.ch/report/ar5/> Accessed November 1, 2018.
12. Herndon JM, Whiteside M, Baldwin I. Fifty Years after "How to Wreck the Environment": Anthropogenic Extinction of Life on Earth. *J Geog Environ Earth Sci Intn*. 2018;16(3):1-15.
13. Kirby PA. *Chemtrails Exposed: The New Manhattan Project 2012*.
14. Thomas W. *Chemtrails Confirmed*. Carson City, Nevada (USA): Bridger House Publishers; 2004.
15. Wigington D. *Geoengineering a Chronicle of Indictment 2017*.
16. Available:[http://www.nuclearplanet.com/Evidence\\_of\\_Undisclosed\\_Global\\_Geoengineering.html](http://www.nuclearplanet.com/Evidence_of_Undisclosed_Global_Geoengineering.html) (Accessed November 23, 2018)
17. Herndon JM. Aluminum poisoning of humanity and Earth's biota by clandestine geoengineering activity: Implications for India. *Curr Sci*. 2015;108(12):2173-7.
18. Herndon JM. Adverse agricultural consequences of weather modification. *AGRIVITA Journal of Agricultural Science*. 2016;38(3):213-21.
19. Herndon JM. An indication of intentional efforts to cause global warming and glacier melting. *J Geography Environ Earth Sci Intn*. 2017;9(1):1-11.
20. Herndon JM. Evidence of variable Earth-heat production, global non-anthropogenic

- climate change, and geoengineered global warming and polar melting. *J Geog Environ Earth Sci Intern.* 2017;10(1):16.
21. Herndon JM. An open letter to members of AGU, EGU, and IPCC alleging promotion of fake science at the expense of human and environmental health and comments on AGU draft geoengineering position statement. *New Concepts in Global Tectonics Journal.* 2017;5(3):413-6.
  22. Herndon JM. Air pollution, not greenhouse gases: The principal cause of global warming. *J Geog Environ Earth Sci Intern.* 2018;17(2):1-8.
  23. Herndon JM, Whiteside M. Further evidence of coal fly ash utilization in tropospheric geoengineering: Implications on human and environmental health. *J Geog Environ Earth Sci Intern.* 2017;9(1):1-8.
  24. Herndon JM, Whiteside M. Contamination of the biosphere with mercury: Another potential consequence of on-going climate manipulation using aerosolized coal fly ash *J Geog Environ Earth Sci Intern.* 2017;13(1): 1-11.
  25. Herndon JM, Williams DD, Whiteside M. Previously unrecognized primary factors in the demise of endangered torrey pines: A microcosm of global forest die-offs. *J Geog Environ Earth Sci Intern.* 2018;16(4):1-14.
  26. Whiteside M, Herndon JM. Coal fly ash aerosol: Risk factor for lung cancer. *Journal of Advances in Medicine and Medical Research.* 2018;25(4):1-10.
  27. Whiteside M, Herndon JM. Aerosolized coal fly ash: Risk factor for neurodegenerative disease. *Journal of Advances in Medicine and Medical Research.* 2018; 25(10):1-11.
  28. Whiteside M, Herndon JM. Aerosolized coal fly ash: Risk factor for COPD and respiratory disease. *Journal of Advances in Medicine and Medical Research.* 2018; 26(7):1-13.
  29. Whiteside M, Herndon JM. Previously unacknowledged potential factors in catastrophic bee and insect die-off arising from coal fly ash geoengineering *Asian J Biol.* 2018;6(4):1-13.
  30. Whiteside M, Herndon JM. Aerosolized coal fly ash: A previously unrecognized primary factor in the catastrophic global demise of bird populations and species. *Asian J Biol.* 2018;Submitted.
  31. Hansen J, Sato M, Kharecha P, Beerling D, Berner R, Masson-Delmotte V, et al. Target atmospheric CO<sub>2</sub>: Where should humanity aim? *Open Atmospheric Science Journal.* 2008;2:217-31.
  32. Hansen J. The threat to the planet. *New York Review of Books.* 2006;53(12):12.
  33. Pathakoti M, Gaddamidi S, Gharai B, Sudhakaran Syamala P, Rao PVN, Choudhury SB, et al. Influence of meteorological parameters on atmospheric CO<sub>2</sub> at Bharati, the Indian Antarctic research station. *Polar Research.* 2018; 37(1):1442072.
  34. Bracmort K. *Geoengineering: Governance and technology policy:* DIANE Publishing; 2011.
  35. Lin AC. *International legal regimes and principles relevant to geoengineering. Climate Change Geoengineering: Philosophical perspectives, legal issues and Governance Frameworks:* Cambridge University Press; 2010.
  36. Stallinga P, Khmelinskii I. Analysis of Temporal Signals of Climate. *Natural Science.* 2018;10(10):393.
  37. Stallinga P. Signal analysis of the climate: Correlation, delay and feedback. *Journal of Data Analysis and Information Processing.* 2018;6(02):30.
  38. Zimov SA, Schuur EA, Chapin FS. Permafrost and the global carbon budget. *Science.* 2006;312(5780):1612-3.
  39. Al-Anezi K, Hilal N. Scale formation in desalination plants: Effect of carbon dioxide. *Desalination.* 2007;204:385-402.
  40. Weiss RF. Carbon dioxide in water and seawater: the solubility of a non-ideal gas. *Mar Chem.* 1974;2:203-15.
  41. Weiss RF. The solubility of nitrogen, oxygen and argon in water and seawater. *Deep-Sea Res.* 1970;17:735.
  42. Hoerling MP, Hurrell JW, Xu T, Bates GT, Phillips A. Twentieth century North Atlantic climate change. Part II: Understanding the effect of Indian Ocean warming. *Climate Dynamics.* 2004;23(3-4):391-405.
  43. Hoegh-Guldberg O, Mumby PJ, Hooten AJ, Steneck RS, Greenfield P, Gomez E, et al. Coral reefs under rapid climate change and ocean acidification. *Science.* 2007;318(5857):1737-42.
  44. Levitus S, Antonov JI, Boyer TP, Stephens C. Warming of the world ocean. *Science.* 2000;287(5461):2225-9.
  45. Rycroft M, Israelsson S, Price C. The global atmospheric electric circuit, solar activity and climate change. *Journal of*

- Atmospheric and Solar-Terrestrial Physics. 2000;62(17-18):1563-76.
46. Abdussamatov HI. The sun defines the climate. Russian Journal "Nauka i Zhizn" ("Science and Life"). 2008;1:34-42.
  47. Mjelde R, Faleide JI. Variation of icelandic and hawaiian magmatism: Evidence for co-pulsation of mantle plumes? Mar Geophys Res. 2009;30:61-72.
  48. Mjelde R, Wessel P, Müller D. Global pulsations of intraplate magmatism through the Cenozoic. Lithosphere. 2010;2(5):361-76.
  49. Tolstoy M. Mid-ocean ridge eruptions as a climate valve. Geophys Res Lett. 2015;42:1346-51.
  50. Petit JR, Jouzel J, Raynaud D, Barkov NI, Barnola JM, Basile I, et al. Climate and atmospheric history of the past 420,000 years from the Vostok ice core, Antarctica. Nature. 1999;399(6735):429.
  51. Available:[https://en.wikipedia.org/wiki/Ice\\_core#/media/File:Vostok\\_Petit\\_data.svg](https://en.wikipedia.org/wiki/Ice_core#/media/File:Vostok_Petit_data.svg) (Accessed November 1, 2018)
  52. Available:<https://commons.wikimedia.org/wiki/File:Vostok-ice-core-petit.png> (Accessed November 1, 2018)
  53. Liu Z, Huang S, Jin Z. Breakpoint lead-lag analysis of the last deglacial climate change and atmospheric CO<sub>2</sub> concentration on global and hemispheric scales. Quaternary International; 2018.
  54. Gottschalk B. Global surface temperature trends and the effect of World War II: A parametric analysis (long version). arXiv preprint arXiv:170306511.
  55. Gottschalk B. Global surface temperature trends and the effect of World War II. arXiv preprint arXiv:170309281
  56. Krausmann F, Gingrich S, Eisenmenger N, Erb KH, Haberl H, Fischer-Kowalski M. Growth in global materials use, GDP and population during the 20<sup>th</sup> century. Ecological Economics. 2009;68(10):2696-705.
  57. Schopf JW, Kitajima K, Spicuzza MJ, Kudryavtsev AB, Valley JW. SIMS analyses of the oldest known assemblage of microfossils document their taxon-correlated carbon isotope compositions. Proceedings of the National Academy of Sciences. 2018;115(1):53-8.
  58. Rampino MR. Mass extinctions of life and catastrophic flood basalt volcanism. Proceedings of the National Academy of Sciences. 2010;107(15):6555-6.
  59. Raup DM, Sepkoski JJ. Periodicity of extinctions in the geologic past. Proceedings of the National Academy of Sciences. 1984;81(3):801-5.
  60. Lovelock J, Margulis L, Lovelock J, Torres PR. Scientists debate Gaia: The next century: MIT Press; 2004.
  61. Lovelock JE, Margulis L. Atmospheric homeostasis by and for the biosphere: The Gaia hypothesis. Tellus. 1974;26(1-2):2-10.
  62. Hamilton C. Earthmasters: The dawn of the age of climate engineering: Yale University Press; 2013.
  63. Curry JA, Webster PJ. Climate science and the uncertainty monster. Bulletin of the American Meteorological Society. 2011; 92(12):1667-82.
  64. Herndon JM. Herndon's earth and the dark side of science: Printed by crearespace; available at amazon.com and through other book sellers; 2014.
  65. Kersting WH. Distribution system modeling and analysis: CRC Press; 2006.
  66. Phalgune A, Kissinger C, Burnett M, Cook C, Beckwith L, Ruthruff JR, editors. Garbage in, garbage out? An empirical look at oracle mistakes by end-user programmers. Visual Languages and Human-Centric Computing, 2005 IEEE Symposium on: IEEE; 2005.
  67. Roe G. Costing the earth: A numbers game or a moral imperative? Weather, Climate, and Society. 2013;5(4):378-80.
  68. Weigel AP, Knutti R, Liniger MA, Appenzeller C. Risks of model weighting in multimodel climate projections. Journal of Climate. 2010;23(15):4175-91.
  69. Herndon JM. Uniqueness of herndon's georeactor: Energy source and production mechanism for earth's magnetic field. arXiv: 09014509; 2009.
  70. Herndon JM. Geodynamic basis of heat transport in the earth. Curr Sci. 2011; 101(11):1440-50.
  71. Andreae MO, Jones CD, Cox PM. Strong present-day aerosol cooling implies a hot future. Nature. 2005;435(7046):1187.
  72. Myhre G, Shindell D, Bréon FM, Collins W, Fuglestedt J, Huang J, et al. Anthropogenic and natural radiative forcing. Climate Change. 2013;423:658-740.
  73. Bond TC, Sun H. Can reducing black carbon emissions counteract global warming? Environ Sci Technol. 2005;39: 5921-6.

74. Ramanathan V, Crutzen P, Kiehl J, Rosenfeld D. Aerosols, climate, and the hydrological cycle. *Science*. 2001; 294(5549):2119-24.
75. Koren I, Remer LA, Kaufman YJ, Rudich Y, Martins JV. On the twilight zone between clouds and aerosols. *Geophysical Research Letters*. 2007;34(8).
76. Qu M, Wan J, Hao X. Analysis of diurnal air temperature range change in the continental United States. *Weather and Climate Extremes*. 2014;4:86-95.
77. Roderick ML, Farquhar GD. The cause of decreased pan evaporation over the past 50 years. *Science*. 2002;298(5597):1410-1.
78. Easterling DR, Horton B, Jones PD, Peterson TC, Karl TR, Parker DE, et al. Maximum and minimum temperature trends for the globe. *Science*. 1997; 277(5324):364-7.
79. Dai A, Trenberth KE, Karl TR. Effects of clouds, soil moisture, precipitation, and water vapor on diurnal temperature range. *Journal of Climate*. 1999;12(8):2451-73.
80. Roy SS, Balling RC. Analysis of trends in maximum and minimum temperature, diurnal temperature range, and cloud cover over India. *Geophysical Research Letters*. 2005;32(12).
81. Englehart PJ, Douglas AV. Changing behavior in the diurnal range of surface air temperatures over Mexico. *Geophysical Research Letters*. 2005;32(1).
82. Pan Z, Mao F, Gong W, Min Q, Wang W. The warming of tibetan plateau enhanced by 3D variation of low-level clouds during daytime. *Remote Sensing of Environment*. 2017;198:363-8.
83. Duan A, Wu G. Change of cloud amount and the climate warming on the Tibetan Plateau. *Geophysical Research Letters*. 2006;33(22).
84. Stephens GL. Cloud feedbacks in the climate system: A critical review. *Journal of Climate*. 2005;18(2):237-73.
85. Herman BM, Browning SR, Curran RJ. The effect of atmospheric aerosols on scattered sunlight. *Journal of the Atmospheric Sciences*. 1971;28(3):419-28.
86. Herndon JM, Whiteside M. California wildfires: Role of undisclosed atmospheric manipulation and geoengineering. *J Geog Environ Earth Sci Intern*. 2018;17(3):1-18.
87. Ito A, Lin G, Penner JE. Radiative forcing by light-absorbing aerosols of pyrogenic iron oxides. *Scientific Reports*. 2018;8(1): 7347.
88. Moteki N, Adachi K, Ohata S, Yoshida A, Harigaya T, Koike M, et al. Anthropogenic iron oxide aerosols enhance atmospheric heating. *Nature Communications*. 2017;8: 15329.
89. Zhang X, Wu G, Zhang C, Xu T, Zhou Q. What is the real role of iron oxides in the optical properties of dust aerosols? *Atmospheric Chemistry and Physics*. 2015; 15(21):12159-77.
90. Yoshida A, Ohata S, Moteki N, Adachi K, Mori T, Koike M, et al. Abundance and emission flux of the anthropogenic iron oxide aerosols from the East Asian continental outflow. *Journal of Geophysical Research: Atmospheres*; 2018.
91. Box GEP. *Empirical model-building and response surfaces*: Wiley; 1987.
92. WHO. *Ambient air pollution – a global assessment of exposure and burden of disease*. Geneva: World Health Organization (WHO); 2016.
93. Herndon JM, Hoisington RD, Whiteside M. Deadly ultraviolet UV-C and UV-B penetration to Earth's surface: Human and environmental health implications. *J Geog Environ Earth Sci Intern*. 2018;14(2):1-11.
94. McKinnon C. Endangering humanity: An international crime? *Canadian Journal of Philosophy*. 2017;47(2-3):395-415.
95. Available:<http://www.nuclearplanet.com/explainretractions.pdf> (Accessed November 11, 2018)
96. Available:<http://www.nuclearplanet.com/nihrejection.html> (Accessed November 23, 2018)
97. Carrington D, Taylor M. Air pollution is the 'new tobacco', warns WHO head. *The Gaurdian*; 2018.

© 2018 Herndon; This is an Open Access article distributed under the terms of the Creative Commons Attribution License (<http://creativecommons.org/licenses/by/4.0>), which permits unrestricted use, distribution, and reproduction in any medium, provided the original work is properly cited.

*Peer-review history:*

*The peer review history for this paper can be accessed here:*  
<http://www.sciencedomain.org/review-history/27733>